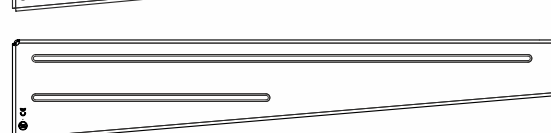
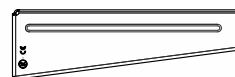
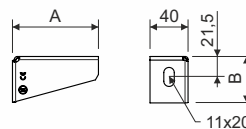


| item number          | A   | B  | thickness of metal sheet (mm) | max. load (kg) | weight (kg/pc) |
|----------------------|-----|----|-------------------------------|----------------|----------------|
| <b>INOXDS 62_IX</b>  | 82  | 44 | 1,5                           | 150            | 0,08           |
| <b>INOXDS 100_IX</b> | 120 | 49 | 1,5                           | 150            | 0,13           |
| <b>INOXDS 125_IX</b> | 145 | 49 | 1,5                           | 150            | 0,15           |
| <b>INOXDS 150_IX</b> | 170 | 60 | 1,5                           | 150            | 0,22           |
| <b>INOXDS 200_IX</b> | 220 | 64 | 1,5                           | 150            | 0,27           |
| <b>INOXDS 250_IX</b> | 270 | 64 | 1,5                           | 150            | 0,33           |
| <b>INOXDS 300_IX</b> | 320 | 74 | 1,5                           | 130            | 0,41           |
| <b>INOXDS 400_IX</b> | 420 | 84 | 1,5                           | 130            | 0,57           |
| <b>INOXDS 500_IX</b> | 520 | 94 | 1,5                           | 130            | 0,75           |



product description:

The bracket is used as an element to create a supporting structure for cable routes.

It is designated for installation on the wall or ceiling profile INOXSPS or on the mounting profile INOXMP 41X21.

Fixing to the wall is done using a Ø 8 or 10 mm anchor.

For assembly to the ceiling profile INOXSPS or mounting profile INOXMP 41X21 is used the sliding nut INOXPM 41 M 10 together with the bolt INOXS 10X20.

NIXSM 6X10 bolts are used to attach the cable tray or cable ladder to the bracket. The wire cable trays are attached to the bracket with the INOXDZSU fastening bolt.

material:

IX - stainless steel AISI 304 - V2A  
(AISI 316, AISI 316L - V4A - only to order)

meets the requirements: ČSN EN 61537:02

storage: ČSN EN 60721-3-1

